

Value-adding features



Organised in every last detail – Edition 2023



live. love. cook.

schüller.

Live. Love. Cook.



04 **Drawer/pull-out**

Perfect inserts and solutions – for both drawers and pull-outs.

16 **Country Style**

Fittings that add value to match your Country Style kitchen.

18 **Flex-Boxes**

Create tidiness flexibly with the practical Flex-Boxes in natural oak.

24 **Panel system**

The recess is perfectly organised with the variety of accessories offered by the panel system.

30 **Orga Wall**

Smart accessories offer outstanding versatility for individual design.

34 **Frame Rack**

Practical furnishing options ensure a tidy and uncluttered workspace.

36 **Panel shelves**

Create storage space and bring interesting design touches into the kitchen or living room.

42 **Technology**

Atmospheric lighting with the timelessly elegant pendant luminaire.

44 **More than kitchen**

When the kitchen merges with the living room.

Drawer / pull-out equipment



Exceptional elements for organising drawer and cabinet interiors make the perfect kitchen: depending on individual requirements, the room becomes a professional cooking station thanks to various cutlery or functional inserts, such as for knives or spices. We also offer a solution for specific storage needs in the lower pull-outs: the inserts in elegant natural oak can be flexibly adapted to china, cooking utensils or provisions – ensuring that all kitchen tools are perfectly organised.

Drawer equipment

Cutlery insert Carcase depth 46 / 56 cm

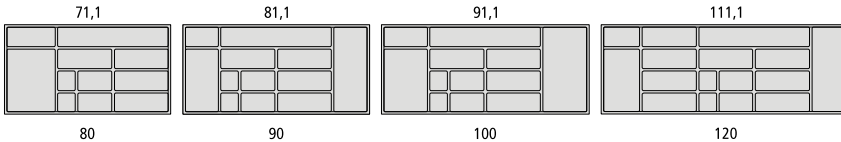
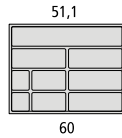
Description

Width cm

Items



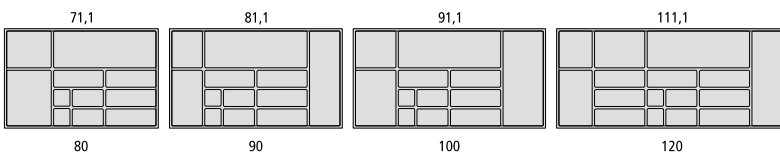
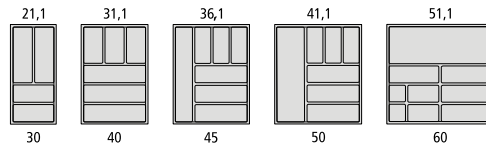
**Cutlery insert
for low drawer frame**
carcase: d. 46 cm
laminate carbon grey



60 Z B N 60 46 CG
80 Z B N 80 46 CG
90 Z B N 90 46 CG
100 Z B N 100 46 CG
120 Z B N 120 46 CG



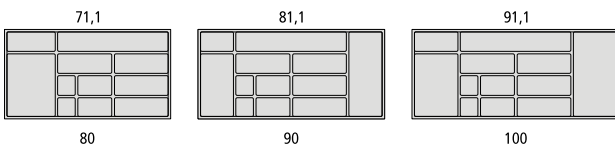
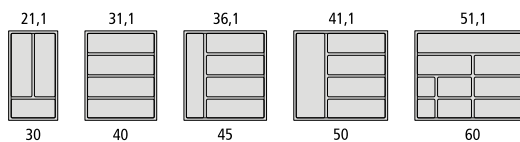
**Cutlery insert
for low drawer frame**
carcase: d. 56 cm
laminate carbon grey



30 Z B N 30 56 CG
40 Z B N 40 56 CG
45 Z B N 45 56 CG
50 Z B N 50 56 CG
60 Z B N 60 56 CG
80 Z B N 80 56 CG
90 Z B N 90 56 CG
100 Z B N 100 56 CG
120 Z B N 120 56 CG



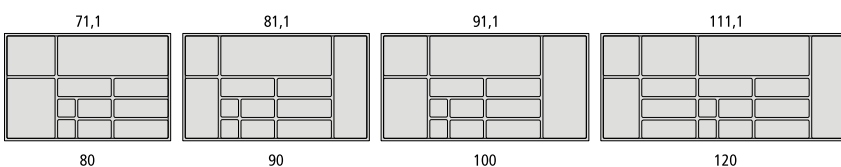
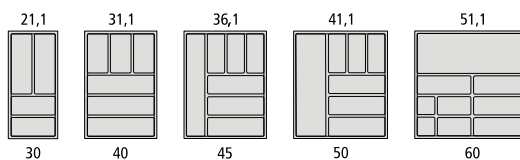
Cutlery insert
carcase: d. 46 cm
laminate carbon grey



30 Z B 30 46 CG
40 Z B 40 46 CG
45 Z B 45 46 CG
50 Z B 50 46 CG
60 Z B 60 46 CG
80 Z B 80 46 CG
90 Z B 90 46 CG
100 Z B 100 46 CG



Cutlery insert
carcase: d. 56 cm
laminate carbon grey



30 Z B 30 56 CG
40 Z B 40 56 CG
45 Z B 45 56 CG
50 Z B 50 56 CG
60 Z B 60 56 CG
80 Z B 80 56 CG
90 Z B 90 56 CG
100 Z B 100 56 CG
120 Z B 120 56 CG

Drawer equipment

Cutlery insert
Carcase depth 56 / 66 cm

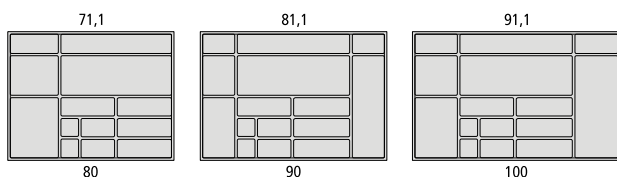
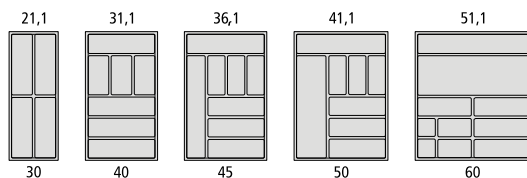
Description

Width cm

Items



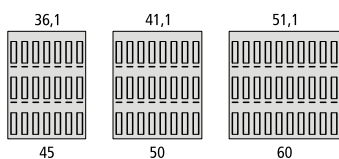
Cutlery insert
carcase: d. 66 cm
laminate carbon grey



30 Z B 30 66 CG
40 Z B 40 66 CG
45 Z B 45 66 CG
50 Z B 50 66 CG
60 Z B 60 66 CG
80 Z B 80 66 CG
90 Z B 90 66 CG
100 Z B 100 66 CG



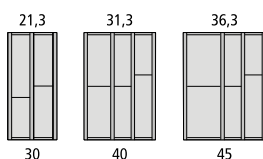
**Spice container insert
without spice containers**
carcase: d. 56 cm
laminate carbon grey
for spice containers
max. length 15,4 cm



45 Z GD 45 56 CG
50 Z GD 50 56 CG
60 Z GD 60 56 CG



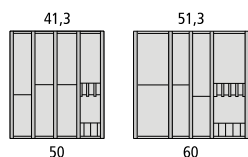
Varia-Orgaset T
laminate translucent smoke grey
carcase: d. 56 cm
tray inserts with crosswise dividers



30 Z B 30 56 TR
40 Z B 40 56 TR
45 Z B 45 56 TR




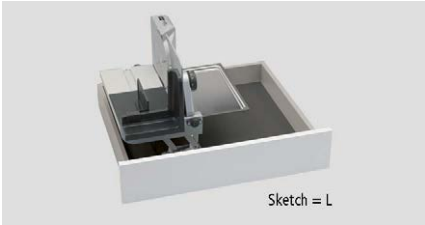




Varia-Orgaset T
laminate translucent smoke grey
carcase: d. 56 cm
tray inserts with crosswise dividers
and knife holder



50 Z B 50 56 TR
60 Z B 60 56 TR
80 Z B 80 56 TR
90 Z B 90 56 TR
100 Z B 100 56 TR
120 Z B 120 56 TR

Drawer equipment

Carcase depth 56 / 66 cm		Description	Width cm	Items
 		Partition frame for drawer can be used vertically carcase: d. 56 cm WxHxD: 10x5x47,2 cm metal frame, carbon grey 1 adjustable partition wall, laminate carbon grey Planning: For individual planning of drawer partitioning.	10	Z URS 10 CG
		Partition frame for drawer can be used vertically carcase: d. 56 cm WxHxD: 20x5x47,2 cm metal frame, carbon grey 1 adjustable partition wall, laminate carbon grey Planning: For individual planning of drawer partitioning.	20	Z URS 20 CG
		Functional insert for drawer laminate black, width 27,7 cm carcase: d. 56 cm WxHxD: 27,7x5x47,2 cm laminate frame with fixed division Planning: For individual planning of drawer partitioning. Suitable for drawers from carcass width 40 cm.	27,7	Z FU 28 SZ
		Functional insert for drawer laminate black, width 17,7 cm carcase: d. 56 cm WxHxD: 17,7x5x47,2 cm laminate frame with fixed division Planning: For individual planning of drawer partitioning. Suitable for drawers from carcass width 30 cm.	17,7	Z FU 18 SZ
		All-purpose electrical slicer for drawer, silver-coloured mounting on site, into standard drawer measure: WxHxD: 34,2x7,5x37 cm 0,75 m mains connection cable, Euro flat plug Planning: For C1/C2/C5 with cabinets in widths of 45, 50 and 60 cm. Worktops in 1,6 cm thickness cannot be used on units in 60 cm width. Installation only possible with carcass depth 56 cm. When installed at a later date, the front crossbar must be removed. Bread sliced from left/right = hinged on L/R Not available for UK.		Z SAE
 		All-purpose electrical slicer for drawer, silver-coloured mounting on site, into standard drawer measure: WxHxD: 39x7,5x37 cm 0,75 m mains connection cable, Euro flat plug Planning: For X1/X2/X5 with cabinets in widths of 50 and 60 cm. Can only be fitted in conjunction with worktops in a thickness of up to 4 cm and 56 cm carcass depth. Bread sliced from left/right = hinged on L/R Not available for UK.		XZ SAE

Drawer equipment

Natural oak
Carcase depth 56 cm

Description

Width cm

Items



11,4



Set of china storage bowls height 6 cm, 4 pieces

carcase: d. 56 cm
4 small bowls with
lids in natural oak
1 support frame, natural oak

Planning: Also suitable for drawers.



11,4

Z V 11 6 EI



21,1



31,1



36,1



Cutlery insert, natural oak

carcase: d. 56 cm

Planning: For individual planning, the
„Accessories – cutlery insert“ (page 10) can be
positioned on the fields bearing the numbers
10/15/20.



30

Z B 30 56 EI1

40

Z B 40 56 EI1

45

Z B 45 56 EI1

50

Z B 50 56 EI1

60

Z B 60 56 EI1

80

Z B 80 56 EI1

90

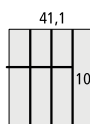
Z B 90 56 EI1

100

Z B 100 56 EI1

120

Z B 120 56 EI1

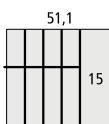


41,1



50

ZB5056EI1

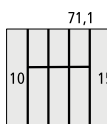


51,1




60

ZB6056EI1

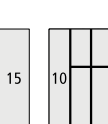


71,1

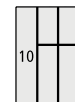


80

ZB8056EI1

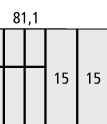


81,1



90

ZB9056EI1

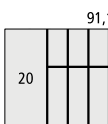


91,1



100

ZB10056EI1

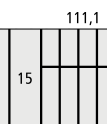
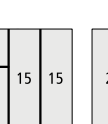


111,1



120

ZB12056EI1



111,1



120

ZB12056EI1



41,1



51,1



Functional insert for drawer natural oak

carcase: d. 56 cm

1 cutlery insert
1 knife block insert
1 insert for kitchen rolls

50

Z FU 50 56 EI2

60

Z FU 60 56 EI2

50

ZFU5056EI2

60

ZFU6056EI2



Functional insert for drawer natural oak

carcase: d. 56 cm

1 cutlery insert
1 knife block insert
1 insert for kitchen rolls
spice containers, Ø 5 cm

80

Z FU 80 56 EI2

90

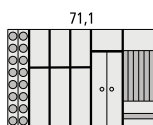
Z FU 90 56 EI2

100

Z FU 100 56 EI2

120

Z FU 120 56 EI2

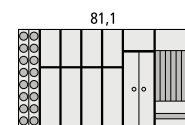


71,1



80

ZFU8056EI2

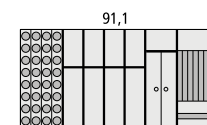


81,1




90

ZFU9056EI2

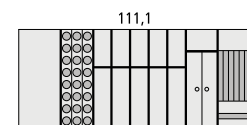


91,1



100

ZFU10056EI2



111,1



120

ZFU12056EI2



Functional insert for drawer natural oak

carcase: d. 56 cm

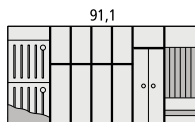
1 cutlery insert
2 trivets for pans
1 chopping board, maple
1 knife block insert
1 insert for kitchen rolls

100

Z FU 100 56 EI3

120

Z FU 120 56 EI3

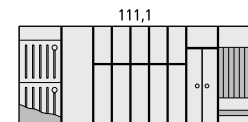


91,1



100

ZFU10056EI3




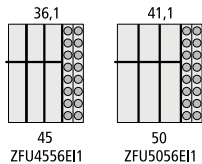

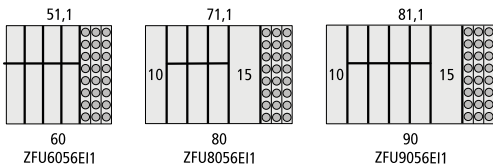

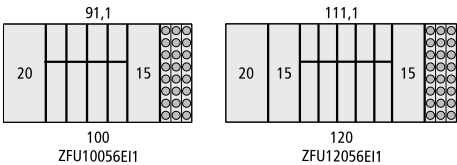

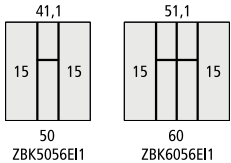



111,1










120

ZFU12056EI3

Drawer equipment

Natural oak Carcase depth 56 cm		Description	Width cm	Items
 		Functional insert for drawer natural oak carcase: d. 56 cm 1 cutlery insert 16 spice containers, ø 5 cm	45	Z FU 45 56 E11
			50	Z FU 50 56 E11
 		Functional insert for drawer natural oak carcase: d. 56 cm 1 cutlery insert 24 spice containers, ø 5 cm Planning: For individual planning, the „Accessories – cutlery insert“ (page 10) can be positioned on the fields bearing the numbers 10/15/20.	60	Z FU 60 56 E11
			80 90	Z FU 80 56 E11 Z FU 90 56 E11
 		Functional insert for drawer natural oak carcase: d. 56 cm 1 cutlery insert 24 spice containers, ø 5 cm Planning: For individual planning, the „Accessories – cutlery insert“ (page 10) can be positioned on the fields bearing the numbers 10/15/20.	100	Z FU 100 56 E11
			120	Z FU 120 56 E11
 		Insert for cutlery and cooking utensil, natural oak carcase: d. 56 cm Planning: For individual planning, the „Accessories – cutlery insert“ (page 10) can be positioned on the fields bearing the numbers 10/15/20.	50	Z BK 50 56 E11
			60	Z BK 60 56 E11
 		U-tray insert natural oak, width 16,4 cm carcase: d. 56 cm L x W x H: 47,2 x 16,4 x 5,3 cm Planning: Suitable for drawers from carcase width 30 cm. The spice container insert ZGD15CG, the insert for kitchen rolls ZFRE15EI and the knife block insert ZMBE15EI can be positioned in the U-tray insert.	16,4	Z USE 15 EI
		Bottle rack, natural oak for 30 cm wide pull-out larder base unit rack for 3 bottles, ø 6-8,8 cm, max. length 37,5 cm Planning: Only suitable for 30 cm carcase width. The rack can also be fitted in the top internal drawer of the pull-out larder base units.	30	Z FA 3 EI

Drawer equipment

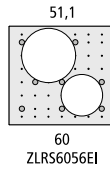
Natural oak Carcase depth 66 cm		Description	Width cm	Items
 <p>21,1 30 ZB3010E11</p> <p>31,1 40 ZB4010E11</p> <p>36,1 45 ZB4510E11</p> <p>41,1 50 ZB5010E11</p> <p>51,1 60 ZB6010E11</p> <p>71,1 80 ZB8010E11</p> <p>81,1 90 ZB9010E11</p> <p>91,1 100 ZB10010E11</p>	Depth adjustment cutlery insert natural oak, depth 10 cm for carcase depth 66 cm		30	Z B 30 10 E11
			40	Z B 40 10 E11
			45	Z B 45 10 E11
			50	Z B 50 10 E11
			60	Z B 60 10 E11
			80	Z B 80 10 E11
			90	Z B 90 10 E11
			100	Z B 100 10 E11
Accessories – cutlery insert Carcase depth 56 cm		Description	Width cm	Items
 <p>10</p>	16 spice containers, ø 5 cm carbon grey, width 10 cm carcase: d. 56 cm without spices with labels for spice containers with spice container insert Planning: Is positioned on a free field (10).		10	Z GD 10 CG
	 <p>15</p>		15	Z GD 15 CG
	 <p>20</p>		20	Z GD 20 CG
	 <p>15</p>		15	Z FRE 15 EI
	 <p>15</p>		15	Z MBE 15 EI
	 <p>20</p>		20	Z ARSB 20 AH

Pull-out equipment

Natural oak
Carcase depth 56 / 66 cm

Description

Width cm Items



**Perforated baseboard with rods
natural oak**

carcase: d. 56 cm

1 set of rods

without plates

Planning: Number of rods

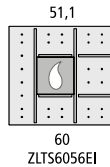
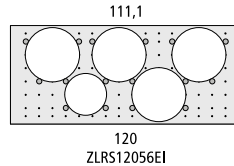
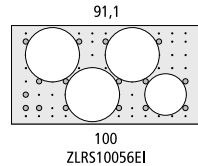
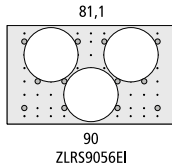
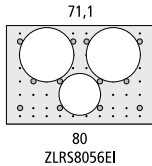
ZLRS6056EI = 8 pieces

ZLRS8056EI = 12 pieces

ZLRS9056EI = 12 pieces

ZLRS10056EI = 16 pieces

ZLRS12056EI = 16 pieces



**Perforated baseboard with set of
separation elements, natural oak**

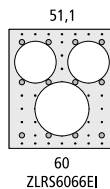
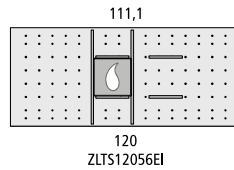
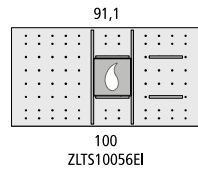
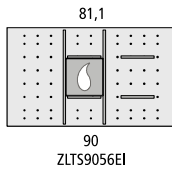
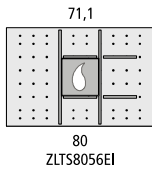
carcase: d. 56 cm

1 perforated baseboard

2 long separation elements

4 short separation elements

1 drainer, stainless steel



**Perforated baseboard with rods
natural oak**

carcase: d. 66 cm

1 set of rods

without plates

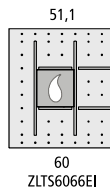
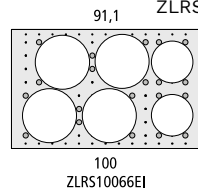
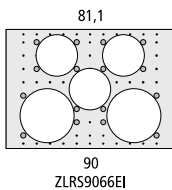
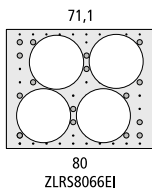
Planning: Number of rods

ZLRS6066EI = 12 pieces

ZLRS8066EI = 16 pieces

ZLRS9066EI = 16 pieces

ZLRS10066EI = 20 pieces



**Perforated baseboard with set of
separation elements, natural oak**

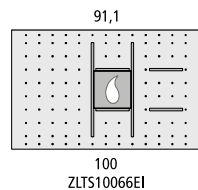
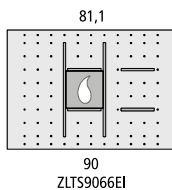
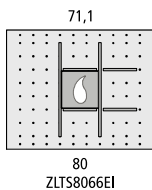
carcase: d. 66 cm

1 perforated baseboard




2 long separation elements

4 short separation elements











1 drainer, stainless steel



Pull-out equipment

Natural oak Carcase depth 56 / 66 cm		Description	Width cm	Items
	11,4	Set of china storage bowls height 17,2 cm, 4 pieces carcase: d. 56 cm 4 large bowls with lids in natural oak 1 support frame, natural oak	11,4	Z V 11 17 EI
	11,4	Set of china storage bowls height 12,5 cm, 4 pieces carcase: d. 56 cm 4 medium-sized bowls with lids in natural oak 1 support frame, natural oak	11,4	Z V 11 12 EI
	56 60	Wooden tray oak, base with anti-slip coating, white LxWxH: 56x30x5,5 cm for hooking in 60 cm wide pull-outs	60	Z TAB 60 EI
	28	Bread crock, ceramic white multiplex wooden cover, oak LxWxH: 45x28x17,4 cm from carcase width 40 cm	28	Z BTK 28 45
Carcase depth 35 / 46 / 56 / 66 cm		Description	Width cm	Items
		Crosswise divider set for pull-out carcase: d. 46/56/66 cm 4 crosswise dividers agate grey	30	Z QT 30 AG
		Cross + lengthwise divider set for pull-out carcase: d. 35/46/56/66 cm 2 crosswise dividers agate grey 4 lengthwise dividers agate grey Planning: For IZBKD..56RE, IZBKD..56GL, IZBKD..56BC not possible.	 40 45 50 60	Z QT 40 AG Z QT 45 AG Z QT 50 AG Z QT 60 AG
		Cross + lengthwise divider set for pull-out carcase: d. 35/46/56/66 cm 2 crosswise dividers agate grey 6 lengthwise dividers agate grey	80 90 100 120	Z QT 80 AG Z QT 90 AG Z QT 100 AG Z QT 120 AG

Pull-out equipment

Carcase depth 46 / 56 / 66 cm		Description	Width cm	Items
		Lid holder, agate grey Planning: Installation on the frames of the pull-out. Distance to the front can be varied. Lids can be stacked behind one another, also possible for large pan lids with ø 30 cm. Can be planned for pull-outs from front height of 38,6 cm.	60 80 90 100 120	Z TH 60 AG Z TH 80 AG Z TH 90 AG Z TH 100 AG Z TH 120 AG
		Partition frame for pull-out can be used vertically and horizontally carcass: d. 46/56/66 cm WxHxD: 22x11x37 cm metal frame, carbon grey, magnetic on one side 1 adjustable partition wall, laminate carbon grey	22	Z URZ 22 CG
		Partition frame for pull-out can be used vertically and horizontally carcass: d. 46/56/66 cm WxHxD: 24x11x27 cm metal frame, carbon grey, magnetic on one side 1 adjustable partition wall, laminate carbon grey	24	Z URZ 24 CG
		Pantry box for storing fruit and vegetables carcass: d. 56 cm plastic box, white in pull-out 60 cm for hooking in with sliding glass cover external measurement: HxWxD 23,2x56x49,1 cm internal measurement: HxWxD 20,5x50,7x46 cm 1 plastic grid, removable 1 plastic insert with handle, removable WxHxD: 24,2x12x24,2 cm height with handle: 18,1 cm Planning: Can be planned for pull-outs from front height of 32,1 cm, not possible for internal pull-outs.	60	Z PB 60 56
		Plate rack set 2 plate racks anthracite coloured individually adjustable for plate diameter 18-32 cm L: 25-40 cm, W: 17 cm, H: 17 cm		Z TH
		Accessory set h. 21,2 cm for cooking utensils for 30 cm wide pull-out larder base unit 2 boxes 1 L, 2 boxes 2 L 2 lids to fit 1 L and 2 L boxes 1 box 2,1 L, 2 small dividers 1 anti-slip mat Planning: Box dimensions (HxWxD) box 1 L (9,5x11,5x15 cm) / box 2 L (19,5x11,5x15 cm) box 2,1 L (9,5x11,5x30 cm) with lid, +1,7 cm in height.	30	Z AS KU

Drawer/pull-out equipment

Carcase depth 35 / 46 / 56 / 66 cm		Description	Width cm	Items	
	Anti-slip mat for drawers and pull-outs for carcase depth 35 cm laminate carbon grey	21,1	Z EM 30 35 CG		
		31,1	Z EM 40 35 CG		
		36,1	Z EM 45 35 CG		
		41,1	Z EM 50 35 CG		
		51,1	Z EM 60 35 CG		
		71,1	Z EM 80 35 CG		
		81,1	Z EM 90 35 CG		
		91,1	Z EM 100 35 CG		
		111,1	Z EM 120 35 CG		
			Anti-slip mat for internal/drawers + internal/pull-outs for carcase depth 46 cm laminate carbon grey	21,1	Z EM 30 46 CG
31,1	Z EM 40 46 CG				
36,1	Z EM 45 46 CG				
41,1	Z EM 50 46 CG				
51,1	Z EM 60 46 CG				
71,1	Z EM 80 46 CG				
81,1	Z EM 90 46 CG				
91,1	Z EM 100 46 CG				
111,1	Z EM 120 46 CG				
	Anti-slip mat for internal/drawers + internal/pull-outs for carcase depth 56 cm laminate carbon grey			21,1	Z EM 30 56 CG
		31,1	Z EM 40 56 CG		
		36,1	Z EM 45 56 CG		
		41,1	Z EM 50 56 CG		
		51,1	Z EM 60 56 CG		
		71,1	Z EM 80 56 CG		
		81,1	Z EM 90 56 CG		
		91,1	Z EM 100 56 CG		
		111,1	Z EM 120 56 CG		
			Anti-slip mat for internal/drawers and pull-outs for carcase depth 66 cm laminate carbon grey	21,1	Z EM 30 66 CG
31,1	Z EM 40 66 CG				
36,1	Z EM 45 66 CG				
41,1	Z EM 50 66 CG				
51,1	Z EM 60 66 CG				
71,1	Z EM 80 66 CG				
81,1	Z EM 90 66 CG				
91,1	Z EM 100 66 CG				
	Anti-slip mat for int. drawers and internal pull-outs with spacer strip for carcase depth 56 cm laminate carbon grey			38,6	Z EM D 50 56 CG
				48,6	Z EM D 60 56 CG
	SpaceFlexx – vers. organisat. system for storage containers carcase: d. 56 cm WxHxD: 47,2x13x47,2 cm can be used in pull-out from 60 cm sturdy frame in anthracite/chrome with freely adjustable dividing bands made of flexible fabric in anthracite, nesttex Inside dividing bands washable at 30 degrees Planning: For pull-outs in carcase depth 56 cm and from 60 cm width.	60	Z SF 60 56		

Accessories

	Description	Width cm	Items
	Metal moisture protect. shield for base unit for sink carcass: d. 56 cm light metal plate, at side and back with raised edge, angled down at front to cover bottom edge	30 40 45 50 60	Z FB 30 Z FB 40 Z FB 45 Z FB 50 Z FB 60
	Metal moisture protect. shield for 2-door base unit for sink carcass: d. 56 cm Planning: Installation on site. No width and depth reduction possible on site.	80 90 100 120	Z FB 80 Z FB 90 Z FB 100 Z FB 120
	Towel holder knob, round, retracting, 4 pcs knob ø 1,95 cm, h. 2 cm, laminate stainless steel col. knob projects by 0,7 cm when extended hook can be retracted by turning the knob hole diameter ø 1,2 cm drilling depth at least 1,8 cm Planning: Installation on site.		Z HH KV 4
	Towel rail 1 tube 2 supports 2 end caps Planning: Mounted on carcass sides, recess back panels. Tube can be shortened.	60 120	Z HRS 60 Z HRS 120
	Portable bottle rack agate grey, for 8 bottles WxHxD: 20x31x41 cm Planning: For 30 cm wide pull-out.		Z FLK
	Baking sheet holder HxWxD: 12,5x14x36 cm 2 shaped wire parts, chrome-plated 3 tiers for storing baking sheets, for unit widths 50, 60 cm Planning: Installation on site. Installation in base units and tall units.		Z BH
	Spice rack for 12 spice cont. agate grey WxHxD: 20x43x6,5 cm without spice containers, for wall unit width 30/40 cm	20	Z GO 12
	Spice rack for 24 spice cont. agate grey WxHxD: 38x43x6,5 cm without spice containers, for wall unit width 45/50/60 cm	38	Z GO 24
 <div style="display: flex; align-items: center;"> <div style="text-align: center;">  <p>21,1 30/60</p> </div> </div>	Cartridge rack for base unit for water treatment systems carcass: d. 56 cm WxHxD: 21,1x1,3x47,2 cm laminate carbon grey rack for 3 cartridges Planning: For UWS.-I, UWS.-S, XUWS.-I. Suitable for carcass width 30 cm and 60 cm. The shelf is positioned in the internal drawer/drawer.	38	Z KA 3 CG

Country Style elements



The Country Style brings a natural and cosy feel to your kitchen. The matching details complete the overall impression: those who appreciate a natural, light, feel-good atmosphere would be well advised to choose a Country Style kitchen. Above all, the special details, such as the traditional plate shelf, the curved wall brackets or various shelf elements, convey the typical style of country chic. But the Country Style elements are not only visually eye-catching, more importantly, they ensure tidiness, sufficient storage space and clutter-free work surfaces.

Country Style elements




























		Description		Width cm	Items
NEW		Railing system graphite 1 railing, HxD: 2,5x2,4 cm 6 hooks, per WxHxD: 1,5x4,5x3,2 cm Planning: Two 0.8 cm dia. drill holes set apart at a distance of 88 cm must be provided for mounting RS90G to the wall. Three 0.8 cm dia. drill holes set apart at a distance of 59 cm must be provided for mounting RS120G to the wall.		90 120	RS 90 G RS 120 G
NEW		Hook graphite 1 hook WxHxD: 1,5x4,5x3,2 cm Planning: For railing system graphite.		1,5	Z RS H G
NEW		Holder for kitchen roll graphite WxHxD: 37,7x23,6x13,9 cm Planning: For railing system graphite.		37,7	Z RS HKR G
NEW		Storage shelf for vinegar/oil graphite WxHxD: 30x22x13,9 cm Planning: For railing system graphite.		30	Z RS AEO G
		Open shelf unit for plates height 91 cm, depth 16,5 cm 3 fixed shelves 3 railings back panel with groove structure		60 90	TR 60 91 TR 90 91
		Open shelf element with hooks height 21 cm, depth 21 cm Planning: For mounting under support panel shelf with shelf supports ZSB2. Open shelf element does not bear any load.		50 80	REH 50 21 REH 80 21
		Open shelf element with railing height 21 cm, depth 21 cm Planning: For mounting under support panel shelf with shelf supports ZSB2. Open shelf element does not bear any load.		50 80	RES 50 21 RES 80 21

Flex-Boxes natural oak



The elegant outer appearance of the kitchen places special demands on its interior. A continued sense of order, even where the eye does not always wander, is made possible by a modern, innovative solution for storing and sorting: the Flex-Boxes. These practical boxes are precisely cut to the dimensions of the cabinets and are extremely versatile and flexible. Stackable and movable, they accommodate even the smallest items. The interstices between the Flex-Boxes also provide space for pots and pans. Flex-Boxes are also welcome helpers for ordering and grouping items in the wall units or tall units.

Flex-Boxes | General

Natural oak Carcase depth 35 / 46 / 56 / 66 cm		Description	Width cm	Items
		Flex-Box 1, natural oak carcasse: d. 56/66 cm LxWxH: 47,2x23,6x10,3 cm Planning: Suitable for pull-out units from carcasse width 40 cm. Suitable for H.60..VEHM. Stackable to FB1.		FB 1
		Flex-Box 2, natural oak carcasse: d. 46/56/66 cm LxWxH: 33,6x23,6x10,3 cm Planning: Suitable for pull-out units from carcasse width 40 cm. Suitable for H.40..BAHM, H.40..VEHM, H.50..VEHM. Stackable to FB1 and FB2.		FB 2
		Flex-Box 3, natural oak carcasse: d. 35/46/56/66 cm LxWxH: 23,6x23,6x10,3 cm Planning: Suitable for pull-out units from carcasse width 40 cm and wall units with shelves. Suitable for H.30..BAHM, H.30..VEHM. Stackable to FB1, FB2 and FB3.		FB 3
		Flex-Box 4, natural oak carcasse: d. 46/56/66 cm LxWxH: 29,9x11,8x10,3 cm Planning: Suitable for pull-out units from carcasse width 30 cm. Suitable for H.40..BAHM.		FB 4
		Flex-Box 5, natural oak carcasse: d. 35/46/56/66 cm LxWxH: 23,6x23,6x5,3 cm Planning: Suitable for drawers from carcasse width 40 cm and wall units with shelves. Stackable to FB1, FB2 and FB3.		FB 5
		Flex-Box 6, natural oak carcasse: d. 46/56/66 cm LxWxH: 30x11,8x5,3 cm Planning: Suitable for drawers from carcasse width 30 cm and wall units with shelves. Stackable to FB4.		FB 6
		Flex-Box cutlery insert, natural oak carcasse: d. 56 cm WxHxD: 30x5,3x47,2 cm Planning: Suitable for drawers from carcasse width 40 cm. For combinations with Flex-Boxes.		FBB 1
		Metal division for Flex-Boxes LxWxH: 22x15x8,9 cm metal, carbon grey Planning: Suitable for FB1, FB2 and FB3.		FBMT 1
		Metal division for Flex-Boxes LxWxH: 10,2x10x8,9 cm metal, carbon grey Planning: Suitable for FB4.		FBMT 2

Flex-Boxes | Drawers

Natural oak
Carcase depth 56 cm

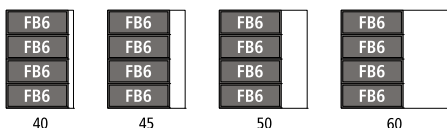
Description

Width cm

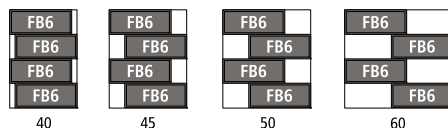
Items



Flex-Box set 4 for drawers
natural oak
carcase: d. 56 cm
4 Flex-Boxes FB6



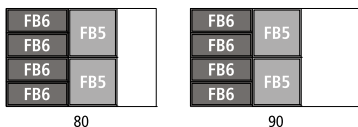
Variation 1



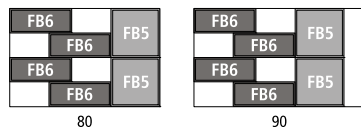
FBS S4



Flex-Box set 6 for drawers
natural oak
carcase: d. 56 cm
4 Flex-Boxes FB6
2 Flex-Boxes FB5



Variation 1



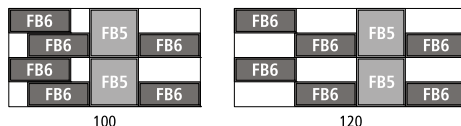
FBS S6



Flex-Box set 8 for drawers
natural oak
carcase: d. 56 cm
6 Flex-Boxes FB6
2 Flex-Boxes FB5



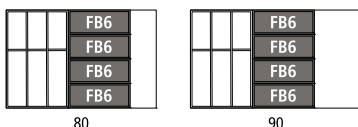
Variation 1



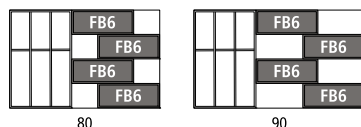
FBS S8



Flex-Box set 5 for drawers
natural oak
carcase: d. 56 cm
1 Flex-Box cutlery insert FBB1
4 Flex-Boxes FB6



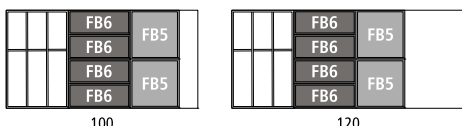
Variation 1



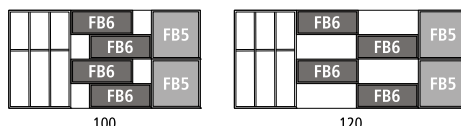
FBS S5



Flex-Box set 7 for drawers
natural oak
carcase: d. 56 cm
1 Flex-Box cutlery insert FBB1
4 Flex-Boxes FB6
2 Flex-Boxes FB5



Variation 1



FBS S7

Flex-Boxes | Pull-outs

Natural oak
Carcase depth 56 cm

Description

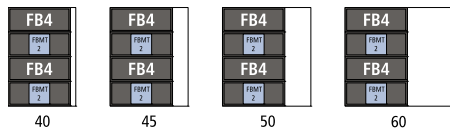
Width cm

Items

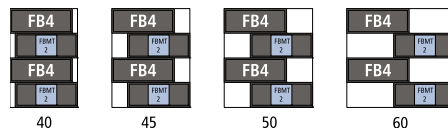


Flex-Box set 6 for pull-outs
natural oak
carcase: d. 56 cm
4 Flex-Boxes FB4
2 metal divisions FBMT2

FBZ S6

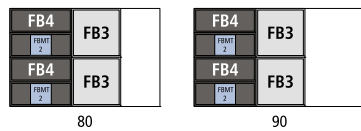


Variation 1

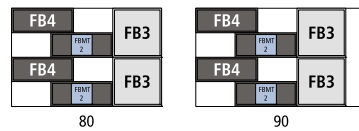


Flex-Box set 8 for pull-outs
natural oak
carcase: d. 56 cm
4 Flex-Boxes FB4
2 metal divisions FBMT2
2 Flex-Boxes FB3

FBZ S8

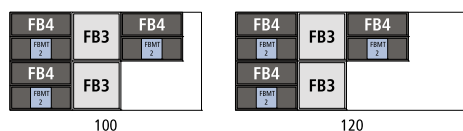


Variation 1

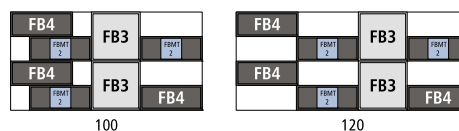


Flex-Box set 11 for pull-outs
natural oak
carcase: d. 56 cm
6 Flex-Boxes FB4
3 metal divisions FBMT2
2 Flex-Boxes FB3

FBZ S11

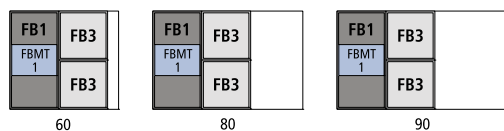


Variation 1

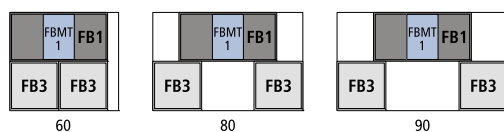


Flex-Box set 4 for pull-outs
natural oak
carcase: d. 56 cm
1 Flex-Box FB1
1 metal division FBMT1
2 Flex-Boxes FB3

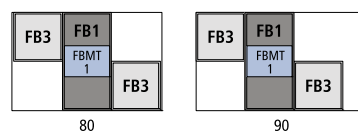
FBZ S4



Variation 1



Variation 2



Flex-Boxes | Pull-outs

Natural oak
Carcase depth 56 / 66 cm

Description

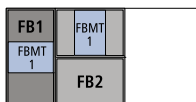
Width cm

Items

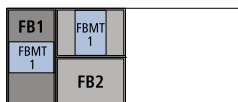


Flex-Box set 5 for pull-outs
natural oak
carcase: d. 56 cm
1 Flex-Box FB1
2 Flex-Boxes FB2
2 metal divisions FBMT1

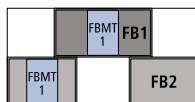
Variation 1



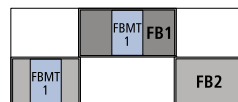
100



120



100



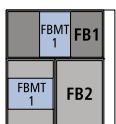
120

FBZ S5

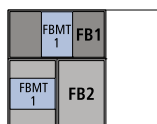


Flex-Box set 5 for pull-outs
natural oak
carcase: d. 66 cm
1 Flex-Box FB1
2 Flex-Boxes FB2
2 metal divisions FBMT1

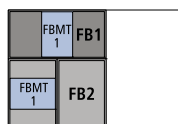
Variation 1



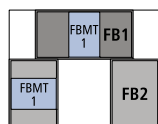
60



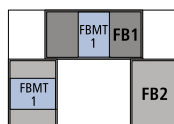
80



90



80



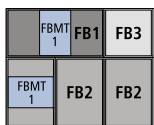
90

FBZ S5

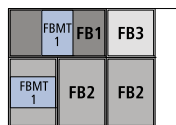


Flex-Box set 7 for pull-outs
natural oak
carcase: d. 66 cm
1 Flex-Box FB1
3 Flex-Boxes FB2
1 Flex-Box FB3
2 metal divisions FBMT1

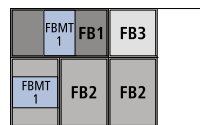
Variation 1



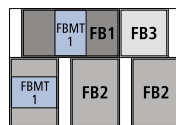
80



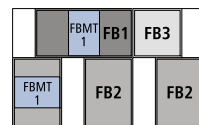
90



100



90



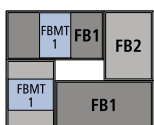
100

FBZ S7

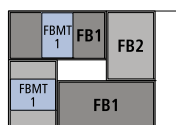


Flex-Box set 6-2 for pull-outs
natural oak
carcase: d. 66 cm
2 Flex-Boxes FB1
2 Flex-Boxes FB2
2 metal divisions FBMT1

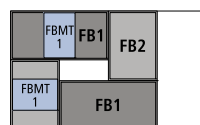
Variation 1



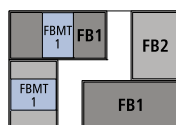
80



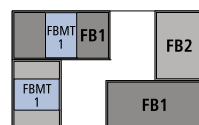
90



100



90



100

FBZ S6 -2

VALUE-ADDING FEATURES
Flex-Boxes | General



Panel system accessories



Everything to hand in no time at all: with the recess system! Whether knives, fresh herbs or spice jars – cooking utensils are perfectly placed wherever they are needed. The special tablet holder keeps your hands free when following a recipe. The panel system provides the opportunity to equip free spaces on the wall intelligently. A fresh touch is provided by the panel garden, a receptacle for herbs that can simply be hung in the intermediate profile of the recess profile. The optional LED lighting helps keep herbs fresh for longer and is particularly recommended in darker areas of the kitchen. The lighting is controlled by a timer that dispenses light for 14 hours – the perfect solution for urban gardeners.

Panel accessories

NEW

Accessories

Stainless steel coloured or onyx black

		Description	Width cm	Items
		Storage compartment for vinegar/oil, stainless steel coloured natural oak, plywood WxHxD: 20x30,5x12,2 cm internal measurement: WxHxD: 18,4x12,5x11,2 cm anti-slip mat, laminate carbon grey		PAFEO 20 EI
		Storage compartment for vinegar/oil, onyx black natural oak, plywood WxHxD: 20x30,5x12,2 cm internal measurement: WxHxD: 18,4x12,5x11,2 cm anti-slip mat, laminate carbon grey		PAFEO 20 EI OS
		Open shelf element stainless steel coloured natural oak, plywood WxHxD: 43x12,6x12,2 cm Planning: Suitable for china bowls, 4 pieces.		PRE 43 EI
		Open shelf element onyx black natural oak, plywood WxHxD: 43x12,6x12,2 cm		PRE 43 EI OS
		Level shelf, stainless steel coloured natural oak, plywood WxHxD: 43x3x12,2 cm shelf positioned at height of the intermediate profile Planning: Suitable for china bowls, 4 pieces.		PBG 43 EI
		Level shelf, onyx black natural oak, plywood WxHxD: 43x3x12,2 cm shelf positioned at height of the intermediate profile		PBG 43 EI OS
		Set of china bowls 4 pieces 2 small bowls, height 6 cm 2 medium-sized bowls, height 12,5 cm		CUPS -4
		Holder for letters and notes stainless steel coloured natural oak, plywood WxHxD: 25x16,7x7 cm holder can also be placed on the worktop		PHBN 25 EI
		Holder for letters and notes onyx black natural oak, plywood WxHxD: 25x16,7x7 cm holder can also be placed on the worktop		PHBN 25 EI OS
		Small china bowl height 6 cm WxD: 10,1x10,1 cm	10,1	Z CUPS 6
		Medium china bowl height 12,5 cm WxD: 10,1x10,1 cm	10,1	Z CUPS 12
		Large china bowl height 17,2 cm WxD: 10,1x10,1 cm	10,1	Z CUPS 17


Panel accessories

Accessories Stainless steel coloured or onyx black		Description	Width cm	Items
		Holder for tablet computer stainless steel coloured WxHxD: 20x30,6x10,4 cm holder can also be placed on the worktop individual positioning of the tablet computer with separately supplied felt strips		PHT 20
		Holder for tablet computer onyx black WxHxD: 20x30,6x10,4 cm holder can also be placed on the worktop individual positioning of the tablet computer with separately supplied felt strips		PHT 20 OS
		Holder for kitchen roll stainless steel coloured WxHxD: 30x18,5x14,5 cm		PHKR 30
		Holder for kitchen roll onyx black WxHxD: 30x18,5x14,5 cm		PHKR 30 OS
		Hook rail with 6 hooks for cooking utensils stainless steel coloured WxHxD: 30x6,5x3,5 cm		PHL 30
		Hook rail with 6 hooks for cooking utensils onyx black WxHxD: 30x6,5x3,5 cm		PHL 30 OS
		Hook set stainless steel coloured 3 hooks WxHxD: 1,5x5,5x1,2 cm		PHS
		Hook set onyx black 3 hooks WxHxD: 1,5x5,5x1,2 cm		PHS OS
		Knife block for 6 knives stainless steel coloured natural oak WxHxD: 30x34x6,5 cm Planning: Cannot be planned in combination with Emotion LED recess lighting PLDENZP and recess height of 48,1 cm.		PMB 6 30 EI
		Knife block for 6 knives onyx black natural oak WxHxD: 30x34x6,5 cm		PMB 6 30 EI OS
		Magnetic board for 6 knives or keys stainless steel coloured natural oak WxHxD: 30x12,5x4 cm		PMB 6 M 30 EI
		Magnetic board for 6 knives or keys onyx black natural oak WxHxD: 30x12,5x4 cm		PMB 6 M 30 EI OS

Panel accessories

Accessories Stainless steel coloured or onyx black			
Description		Width cm	Items
	Magnetic holder for 15 spice containers natural oak WxHxD: 18,4x30,6x1,5 cm magnets for holding the spice containers 16 spice containers included without spices with labels for spice containers		PHG 15 M 18 EI
	Magnetic holder for 15 spice containers stainless steel coloured WxHxD: 18,4x30,6x0,4 cm magnet panel in black for holding the spice containers 16 spice containers included without spices with labels for spice containers		PHG 15 M 18
	Magnetic holder for 15 spice containers onyx black WxHxD: 18,4x30,6x0,4 cm magnet panel in black for holding the spice containers 16 spice containers included without spices with labels for spice containers		PHG 15 M 18 OS
	Cup for cooking utensils stainless steel coloured WxHxD: 10,4x30,6x10,4 cm 1 china bowl, height 12,5 cm		PKK 10
	Cup for cooking utensils onyx black WxHxD: 10,4x30,6x10,4 cm 1 china bowl, height 12,5 cm		PKK 10 OS
	Storage shelf for vinegar/oil stainless steel coloured WxHxD: 20x30x10 cm		PAEO 20
	Storage shelf for vinegar/oil onyx black WxHxD: 20x30x10 cm		PAEO 20 OS
	Suspended shelf, stainless steel coloured  WxHxD: 60x18x10 cm shelf positioned 18 cm below the intermediate profile Planning: Suitable for china bowls, 6 pieces.		PBA 60
	Suspended shelf, onyx black WxHxD: 60x18x10 cm shelf positioned 18 cm below the intermediate profile		PBA 60 OS
	Level shelf, stainless steel coloured  WxHxD: 60x1x10 cm shelf positioned at height of the intermediate profile Planning: Suitable for china bowls, 6 pieces.		PBG 60
	Level shelf, onyx black WxHxD: 60x1x10 cm shelf positioned at height of the intermediate profile		PBG 60 OS

Panel accessories

Accessories Stainless steel coloured or onyx black		Description	Width cm	Items
		Set of china bowls, 6 pieces 4 small bowls, height 6 cm 2 medium-sized bowls, height 12,5 cm		CUPS -6
		Panel garden without lighting stainless steel coloured WxHxD: 50x30,5x16,4 cm 1 panel garden container laminate onyx black WxHxD: 49x11,3x14,8 cm		PG 50
		Panel garden without lighting onyx black WxHxD: 50x30,5x16,4 cm 1 panel garden container laminate onyx black WxHxD: 49x11,3x14,8 cm		PG 50 OS
		Panel garden with lighting stainless steel coloured, 4,8W energy efficiency class E light col.temp. approx. 6000K lumens: 325 lm 1 converter 230V/12V/15W integrated timer, 14 hours on, 10 hours off 0,1 m cable connection with LED plug 1,8 m connection cable with LED jack/LED plug 2 m mains connection cable with Euro plug WxHxD: 50x44,2x16,4 cm 1 panel garden container, laminate onyx black WxHxD: 49x11,3x14,8 cm Planning: Can be planned in combination with Emotion LED recess lighting PLDENZP if the panel directly below the LED recess lighting is at least 37 cm high. Storage space for converter must be provided on site. Info: This holder for plant pots is hooked into recess system's intermediate profile by means of an additional component. A special LED light helps herbs to last longer – this makes particular sense in darker parts of the kitchen. The lighting is controlled by a timer that leaves the light on for 14 hours and then switches it off for 10 hours.		PGB 50
This product contains an energy efficiency class E light source.		Panel garden with lighting onyx black, 4,8W energy efficiency class E light col.temp. approx. 6000K lumens: 325 lm 1 converter 230V/12V/15W integrated timer, 14 hours on, 10 hours off 0,1 m cable connection with LED plug 1,8 m connection cable with LED jack/LED plug 2 m mains connection cable with Euro plug WxHxD: 50x44,2x16,4 cm 1 panel garden container, laminate onyx black WxHxD: 49x11,3x14,8 cm		PGB 50 OS
		Recess open shelf unit carcase: h. 30 cm, d. 14,5 cm width 60 cm 1 fixed shelf Planning: Measurements cannot be changed. Order detail: Open shelf unit colour L1 - Satin lacquer or L7 - Matt velvet lacquer see overview of colours on page 40/41		60 PNR 60



Orga Wall accessories



Organisation down to the last detail. Where do you put your keys, tablet or newspaper? With the Orga Wall, the kitchen becomes a workstation – the centre of life! Integrated on the support side panels to save space, the system makes perfect use of free carcass areas. The filigree panel profiles can be easily fitted with various organisational elements such as key racks, tablet holders or newspaper holders and thus serve as everyday organisational aids. Thanks to the cable box and inductive charging station, it also allows the space-saving storage of digital end devices and functions as an integrated charging facility for smartphones, tablet and the like.

Orga Wall accessories

Accessories Stainless steel coloured or onyx black		Description	Width cm	Items
 	Open shelf element stainless steel coloured natural oak, plywood WxHxD: 43x12,6x12,2 cm Planning: Suitable for china bowls, 4 pieces.			PRE 43 EI
	Open shelf element onyx black natural oak, plywood WxHxD: 43x12,6x12,2 cm			PRE 43 EI OS
 	Level shelf, stainless steel coloured natural oak, plywood WxHxD: 43x3x12,2 cm shelf positioned at height of the intermediate profile Planning: Suitable for china bowls, 4 pieces.			PBG 43 EI
	Level shelf, onyx black natural oak, plywood WxHxD: 43x3x12,2 cm shelf positioned at height of the intermediate profile			PBG 43 EI OS
	Set of china bowls 4 pieces 2 small bowls, height 6 cm 2 medium-sized bowls, height 12,5 cm			CUPS -4
 	Holder for letters and notes stainless steel coloured natural oak, plywood WxHxD: 25x16,7x7 cm holder can also be placed on the worktop			PHBN 25 EI
	Holder for letters and notes onyx black natural oak, plywood WxHxD: 25x16,7x7 cm holder can also be placed on the worktop			PHBN 25 EI OS
	Small china bowl height 6 cm WxD: 10,1x10,1 cm		10,1	Z CUPS 6
	Medium china bowl height 12,5 cm WxD: 10,1x10,1 cm		10,1	Z CUPS 12
	Large china bowl height 17,2 cm WxD: 10,1x10,1 cm		10,1	Z CUPS 17
 	Orga Wall holder for newspapers stainless steel coloured WxHxD: 49,5x20x16 cm			OW HZ
	Orga Wall holder for newspapers onyx black WxHxD: 49,5x20x16 cm			OW HZ OS

Orga Wall accessories

Accessories Stainless steel coloured or onyx black		Description	Width cm	Items
 		Hook set stainless steel coloured 3 hooks WxHxD: 1,5x5,5x1,2 cm		PHS
		Hook set onyx black 3 hooks WxHxD: 1,5x5,5x1,2 cm		PHS OS
 		Magnetic board for 6 knives or keys stainless steel coloured natural oak WxHxD: 30x12,5x4 cm		PMB 6 M 30 EI
		Magnetic board for 6 knives or keys onyx black natural oak WxHxD: 30x12,5x4 cm		PMB 6 M 30 EI OS
 		Orga Wall level shelf stainless steel coloured WxHxD: 49,5x3,5x17 cm		OW BG 50
		Orga Wall level shelf onyx black WxHxD: 49,5x3,5x17 cm		OW BG 50 OS
 		Orga Wall picture frame/whiteboard stainless steel coloured WxHxD: 30x36,9x1 cm Planning: Can be planned in combination with Emotion LED recess lighting PLDENZP if the panel directly below the LED recess lighting is at least 37 cm high.		OW BW 30
		Orga Wall picture frame/whiteboard onyx black WxHxD: 30x36,9x1 cm		OW BW 30 OS
		Orga Wall cable box with lid, mottled anthracite moulded nonwoven WxHxD: 24,7x11,5x16 cm with cutout at rear, WxH: 17,5x6,8 cm 1 lid, WxHxD: 24,7x0,8x16 cm with cutout at rear, WxD: 6x2 cm		OW KB D FV
		Orga Wall inductive charging station lid mottled anthracite moulded nonwoven wireless charging of mobile phones, 1 inductive charging coil, output voltage 5V 600mA WxHxD: 24,7x1,7x16 cm 2 m connection cable LED plug 1 LED converter 230V/12V/15W HxWxL: 1,6x4,5x13 cm 3 LED jacks 0,3 m mains connection cable with Euro plug Planning: Can be upgraded with an additional OWILS inductive charging coil.		OW IL FV
		Orga Wall inductive charging coil black, additional requirement wireless charging of mobile phones output voltage 5V 600mA ø 7,2 cm, depth 1,1 cm 2 m connection cable LED plug Planning: For sec. recharging capability with OWILFV.		OW ILS

Orga Wall accessories

Accessories Stainless steel coloured or onyx black	Description	Width cm	Items
	Orga Wall accessory set stainless steel coloured 1 holder for tablet computer 1 holder for newspapers 1 hook rail with 6 hooks 1 hook set 1 picture frame/whiteboard 1 inductive charging station		OW A SET
	Orga Wall accessory set onyx black 1 holder for tablet computer 1 holder for newspapers 1 hook rail with 6 hooks 1 hook set 1 picture frame/whiteboard 1 inductive charging station		OW A SET OS
	Orga Wall accessory set 2 stainless steel coloured 1 holder for newspapers 1 hook rail with 6 hooks 1 hook set 1 level shelf 1 picture frame/whiteboard		OW A SET 2
	Orga Wall accessory set 2 onyx black 1 holder for newspapers 1 hook rail with 6 hooks 1 hook set 1 level shelf 1 picture frame/whiteboard		OW A SET 2 OS

Frame Rack accessories



The Frame Rack aluminium open shelf unit system is ideal for customised planning: whether as a shelf for a tall unit, a base unit with plinth, a top unit or a recess, the Frame Rack stands out thanks to its wide range of individual planning options. For example, various organisational elements for an assortment of cooking utensils and aids can be inserted under the shelves. The advantages are plain to see: not only do the work surfaces remain clear but everything is also within easy reach.

Frame Rack accessories

NEW

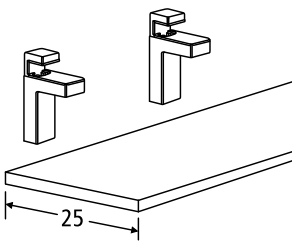
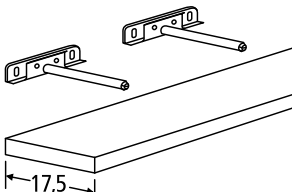
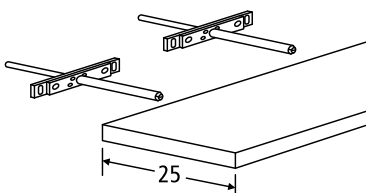

Accessories Onyx black		Description	Width cm	Items
		Holder for kitchen roll onyx black WxHxD: 30x18,1x12,3 cm Planning: For installation at the bottom side of the shelf, pay attention to possible recess height. Available from 34 cm width.	30	Z F HKR 30 OS
		Hook rail with 4 hooks for cooking utensils onyx black WxHxD: 22,5x4,8x6,3 cm Planning: For installation at the bottom side of the shelf, pay attention to possible recess height.	22,5	Z F HL 22 OS
		Magnetic knife block for 6 knives onyx black natural oak WxHxD: 30x20,3x3,9 cm Planning: For installation at the bottom side of the shelf, pay attention to possible recess height. Available from 34 cm width.	30	Z F MB 6 M 30 EI OS
		Magnetic holder for 15 spice containers natural oak WxHxD: 18,4x30,9x1,4 cm, depth incl. spice containers: 6,9 cm magnet panel in black for holding the spice containers 16 spice containers included without spices with labels for spice containers Planning: For installation at the bottom side of the shelf, pay attention to possible recess height.	18,4	Z F HG 15 M 18 EI
		Magnetic holder for 15 spice containers onyx black WxHxD: 18,4x30,3x0,6 cm, depth incl. spice containers: 5,9 cm magnet panel in black for holding the spice containers 16 spice containers included without spices with labels for spice containers Planning: For installation at the bottom side of the shelf, pay attention to possible recess height.	18,4	Z F HG 15 M 18 OS
		Storage shelf for vinegar/oil onyx black WxHxD: 20x30,3x10,1 cm Planning: For installation at the bottom side of the shelf, pay attention to possible recess height.	20	Z F AEO 20 OS
		Glass holder for 4 stemmed glasses onyx black WxHxD: 48x4,5x9,8 cm felt mat as glass protector max. diameter glass base/glass bowl: 11,5 cm Planning: For installation at the bottom side of the shelf, pay attention to possible recess height. Available from 52 cm width. Height of holder plus height of stemmed glasses.	48	Z F GH 48 OS

Support panel shelves



Shelves not only create storage space, they also add an interesting design feature to the kitchen – a nice alternative to wall units! Decorative items can take centre stage and storage space is attractively created on the shelves. This beautiful and unusual alternative helps to loosen up the overall appearance of the cooking and living area and gives the kitchen an individual look. The range of different colours and materials makes it possible to both implement homogeneous designs and create support panel top shelves in contrasting colours as strikingly eye-catching features.

Support panel shelves

Support panel shelf 1,6 cm with shelf supports ZBT-10					
Length 25 to 260 cm / Depth 25 cm		Description		Width cm	Items
		Support panel shelf 1,6 cm with 2 shelf supports ZBT-10 length 25-60 cm, d. 25 cm load capacity 12 kg	piece	25 - 60	WB 16 60 25
		Support panel shelf 1,6 cm with 2 shelf supports ZBT-10 length 60,1-120 cm, d. 25 cm load capacity 12 kg	piece	60,1 - 120	WB 16 120 25
		Support panel shelf 1,6 cm with 3 shelf supports ZBT-10 length 120,1-180 cm, d. 25 cm load capacity 18 kg	piece	120,1 - 180	WB 16 180 25
		Support panel shelf 1,6 cm with 4 shelf supports ZBT-10 length 180,1-260 cm, d. 25 cm load capacity 24 kg	piece	180,1 - 260	WB 16 260 25
Support panel shelf 2,5 cm with shelf supports ZSB / ZSB2					
Length 25 to 260 cm / Depth 17,5 / 25 cm		Description		Width cm	Items
		Support panel shelf 2,5 cm with 2 concealed shelf supports ZSB length 25-60 cm, d. 17,5 cm load capacity 12 kg	piece	25 - 60	WB 25 60 17 -S
		Support panel shelf 2,5 cm with 3 concealed shelf supports ZSB length 60,1-120 cm, d. 17,5 cm load capacity 12 kg	piece	60,1 - 120	WB 25 120 17 -S
		Support panel shelf 2,5 cm with 4 concealed shelf supports ZSB length 120,1-180 cm, d. 17,5 cm load capacity 18 kg	piece	120,1 - 180	WB 25 180 17 -S
		Support panel shelf 2,5 cm with 5 concealed shelf supports ZSB length 180,1-260 cm, d. 17,5 cm load capacity 24 kg	piece	180,1 - 260	WB 25 260 17 -S
		Support panel shelf 2,5 cm with 2 concealed shelf supports ZSB2 length 25-60 cm, d. 25 cm load capacity 12 kg Planning: Shelf fixing not suitable for gypsum, fibre reinforced plasterboards and cavity walls.	piece 	25 - 60	WB 25 60 25 -S
		Support panel shelf 2,5 cm with 2 concealed shelf supports ZSB2 length 60,1-120 cm, d. 25 cm load capacity 12 kg	piece	60,1 - 120	WB 25 120 25 -S
		Support panel shelf 2,5 cm with 3 concealed shelf supports ZSB2 length 120,1-180 cm, d. 25 cm load capacity 18 kg	piece	120,1 - 180	WB 25 180 25 -S
		Support panel shelf 2,5 cm with 4 concealed shelf supports ZSB2 length 180,1-260 cm, d. 25 cm load capacity 24 kg	piece	180,1 - 260	WB 25 260 25 -S

Support panel shelves

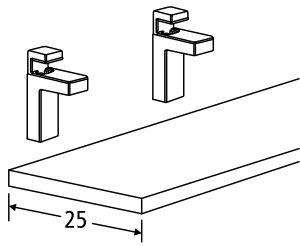
Support panel shelves 2,5 cm with shelf supports ZBT-10

Length 25 to 260 cm / Depth 25 cm

Description

Width cm

Items



Support panel shelf 2,5 cm with 2 shelf supports ZBT-10
length 25-60 cm, d. 25 cm
load capacity 12 kg

piece

25 - 60

WB 25 60 25

Support panel shelf 2,5 cm with 2 shelf supports ZBT-10
length 60,1-120 cm, d. 25 cm
load capacity 12 kg

piece

60,1 - 120

WB 25 120 25

Support panel shelf 2,5 cm with 3 shelf supports ZBT-10
length 120,1-180 cm, d. 25 cm
load capacity 18 kg

piece

120,1 - 180

WB 25 180 25

Support panel shelf 2,5 cm with 4 shelf supports ZBT-10
length 180,1-260 cm, d. 25 cm
load capacity 24 kg

piece

180,1 - 260

WB 25 260 25

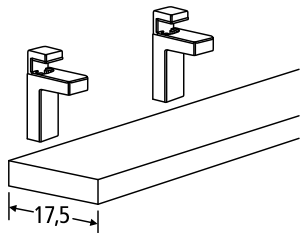
Support panel shelves 6 cm with shelf supports ZBT-10 / ZSB2

Length 25 to 260 cm / Depth 17,5 cm

Description

Width cm

Items



Support panel shelf 6 cm with 2 shelf supports ZBT-10
length 25-60 cm, d. 17,5 cm
load capacity 12 kg

piece

25 - 60

WB 60 60 18

Support panel shelf 6 cm with 2 shelf supports ZBT-10
length 60,1-120 cm, d. 17,5 cm
load capacity 12 kg

piece

60,1 - 120

WB 60 120 18

Support panel shelf 6 cm with 3 shelf supports ZBT-10
length 120,1-180 cm, d. 17,5 cm
load capacity 18 kg

piece

120,1 - 180

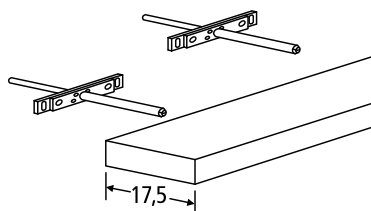
WB 60 180 18

Support panel shelf 6 cm with 4 shelf supports ZBT-10
length 180,1-260 cm, d. 17,5 cm
load capacity 24 kg

piece

180,1 - 260

WB 60 260 18



Support panel shelf 6 cm with 2 concealed shelf supports ZSB2
length 25-60 cm, d. 17,5 cm
load capacity 12 kg

piece



25 - 60

WB 60 60 17 -S

Planning: Shelf fixing not suitable for gypsum, fibre reinforced plasterboards and cavity walls.

Support panel shelf 6 cm with 2 concealed shelf supports ZSB2
length 60,1-120 cm, d. 17,5 cm
load capacity 12 kg

piece

60,1 - 120

WB 60 120 17 -S

Support panel shelf 6 cm with 3 concealed shelf supports ZSB2
length 120,1-180 cm, d. 17,5 cm
load capacity 18 kg

piece

120,1 - 180

WB 60 180 17 -S

Support panel shelf 6 cm with 4 concealed shelf supports ZSB2
length 180,1-260 cm, d. 17,5 cm
load capacity 24 kg

piece

180,1 - 260

WB 60 260 17 -S

Support panel shelves

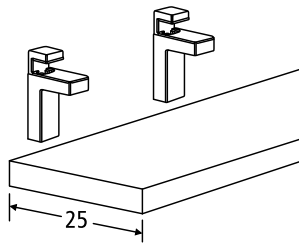
Support panel shelves 6 cm with shelf supports ZBT-10 / ZSB2

Length 25 to 260 cm / Depth 25 cm

Description

Width cm

Items



Support panel shelf 6 cm with 2 shelf supports ZBT-10
length 25-60 cm, d. 25 cm
load capacity 12 kg

piece

25 - 60

WB 60 60 25

Support panel shelf 6 cm with 2 shelf supports ZBT-10
length 60,1-120 cm, d. 25 cm
load capacity 12 kg

piece

60,1 - 120

WB 60 120 25

Support panel shelf 6 cm with 3 shelf supports ZBT-10
length 120,1-180 cm, d. 25 cm
load capacity 18 kg

piece

120,1 - 180

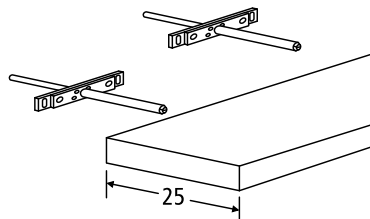
WB 60 180 25

Support panel shelf 6 cm with 4 shelf supports ZBT-10
length 180,1-260 cm, d. 25 cm
load capacity 24 kg

piece

180,1 - 260

WB 60 260 25



Support panel shelf 6 cm with 2 concealed shelf supports ZSB2
length 25-60 cm, d. 25 cm
load capacity 12 kg

piece



25 - 60

WB 60 60 25 -S

Planning: Shelf fixing not suitable for gypsum, fibre reinforced plasterboards and cavity walls.

Support panel shelf 6 cm with 2 concealed shelf supports ZSB2
length 60,1-120 cm, d. 25 cm
load capacity 12 kg

piece

60,1 - 120

WB 60 120 25 -S

Support panel shelf 6 cm with 3 concealed shelf supports ZSB2
length 120,1-180 cm, d. 25 cm
load capacity 18 kg

piece

120,1 - 180

WB 60 180 25 -S































































































Support panel shelf 6 cm with 4 concealed shelf supports ZSB2
length 180,1-260 cm, d. 25 cm
load capacity 24 kg

piece

180,1 - 260

WB 60 260 25 -S

Order details support panel colour

K1 – Laminate	 K032 Natural wild oak effect  K047 Aurora oak effect  K090 Crystal white  K095 Seashell white  K100S White  K120 Crystal grey	 K135S Magnolia  K185 Onyx black  K190 Lava black  K210 Sand grey  K275 Agate grey
U1 – Design laminate	 K020 Slate sand effect  K023 Concrete quartz grey effect  K025 Concrete white grey effect  K028 Concrete anthracite effect  K030 Chalet oak effect  K034 Virginia oak effect  K035 Torino grey  K038 Torino black  K041 Arizona pine effect  K042 Alvaro slate effect  K046 Ash Nordic effect  K048 Patagonia oak effect  K049 Corten Oxide effect  K053 Marble bianco effect	 K061 Marble Vena effect  K062 Marble Terra effect  K064 Summer oak effect  K065 Tobacco walnut effect  K070 Calanca grey effect  K071 Atlantic graphite effect  K081 Pinara light grey effect  K088 Ceramic terra effect  K505 Natural knotty oak effect  K530 Marble Avorio effect  K540 Marble Scuro effect  K585 Steel dark effect  K755 Victoria walnut effect  K765 Akoni wood effect
K6 – Laminate synchronised pore	 K653 Old oak provence syn. pore effect	
K2 – Laminate high gloss	 K091 Crystal white high gloss  K096 Seashell white high gloss  K111G Brilliant white high gloss	 K121 Crystal grey high gloss  K211 Sand grey high gloss  K276 Agate grey high gloss
L5 – UV high gloss lacquer	 L091U Crystal white high gloss  L096U Seashell white high gloss  L111U Brilliant white high gloss	 L121U Crystal grey high gloss  L211U Sand grey high gloss  L276U Agate grey high gloss
L4 – High gloss lacquer (Not available: support panel shelves 6 cm)	 L091 Crystal white high gloss  L096 Seashell white high gloss  L111G Brilliant white high gloss	 L121 Crystal grey high gloss  L211 Sand grey high gloss  L276 Agate grey high gloss
L6 – UV matt lacquer	 L092U Crystal white matt AFP  L097U Seashell white matt AFP  L102U White matt AFP  L122U Crystal grey matt AFP	 L187U Onyx black matt AFP  L192U Lava black matt AFP  L212U Sand grey matt AFP  L277U Agate grey matt AFP
L8 – UV matt lacquer structure	 L772U Oak onyx black effect AFP	
L7 – Matt velvet lacquer L...M matt velvet AFP L1 – Satin lacquer L...satin L1P – SSatin lacquer, pore L...P satin, pore	 L092M / L090 / L090P Crystal white  L097M / L095 / L095P Seashell white  L102M / L100S / L100P White  L122M / L120 / L120P Crystal grey  L137M / L135S / L135P Magnolia  L187M / L185 / L185P Onyx black  L192M / L190 / L190P Lava black  L212M / L210 / L210P Sand grey  L217M / L215 / L215P Pastel green  L237M / L235 / L235P Stone grey  L262M / L260 / L260P Terra grey  L277M / L275 / L275P Agate grey  L287M / L285S / L285P Anthracite  L292M / L290 / L290P Indian red	 L307M / L305 / L305P Autumn red  L312M / L310 / L310P Pale rosé  L332M / L330 / L330P Pastel yellow  L362M / L360 / L360P Blue grey  L367M / L365 / L365P Glacier blue  L397M / L395 / L395P Olive yellow  L442M / L440 / L440P Forest green  L447M / L445 / L445P Truffle brown  L457M / L455 / L455P Curry  L462M / L460 / L460P Sage green  L492M / L490 / L490P Mocha brown  L497M / L495 / L495P Havanna brown  L552M / L550 / L550P Deep blue



Order details support panel colour

<div>NEW</div> <div>A3 – Polymer glass matt</div> <div>(Not available: support panel shelves 2,5 cm und 6 cm)</div>	<div><div></div>A092 Polymer glass crystal white matt</div> <div><div></div>A107 Polymer glass taupe metallic matt</div> <div><div></div>A112 Polymer glass titanio metallic matt</div>	<div><div></div>A187 Polymer glass onyx black matt</div> <div><div></div>A192 Polymer glass lava black matt</div>
<div>F1 – Veneer</div> <div>(Not available: support panel shelves 6 cm)</div>	<div><div></div>F728 Light knotty oak bianco, brushed</div> <div><div></div>F734 Natural knotty oak, brushed</div>	<div><div></div>F754 Maroon knotty oak, brushed</div>


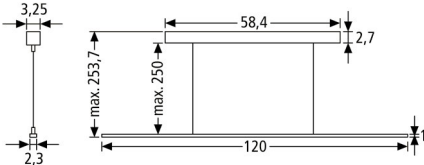


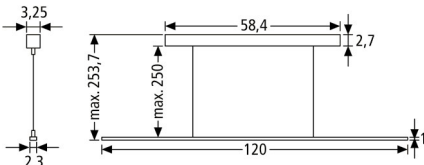


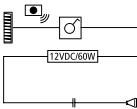


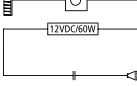


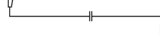


Technical equipment



Thanks to flawless technology, the kitchen becomes a favourite room. Filigree, dimmable LED-based pendant luminaires bring an emotional touch to the kitchen. Seamlessly height-adjustable, they serve faithfully above both the cooking island and the dining table – a nice option that adds an atmospheric feel to the room. Thanks to an intelligent control system, the light colour of the Emotion LED luminaire can be adjusted continuously from warm white to neutral white, making it adaptable to different situations.

Technical equipment

Emotion LED lights	Description	Width cm	Items
   <p>This product contains an energy efficiency class E light source.</p>	<p>LED pendant light brightness adjustable, ZigBee-capable energy efficiency class E light col. temp.: 2700K to 4000K, lumens: 2300 lm pendant light in stainless steel coloured, infinitely height-adjustable, with integrated converter, control unit for adjusting light colour and brightness, LED 230V/22W HxWxD: 20-250x120x2,3 cm 1 wireless remote control, 4 channels</p> <p>Planning: Connection for 230V continuous current to be provided in ceiling on site. Light switch not essential. The pendant light can be synchronised with other Emotion LED lights using Emotion LED upgrade set ZLDEF60SET.</p>	120	LLE PD 120
   <p>This product contains an energy efficiency class E light source.</p>	<p>LED pendant light brightness adjustable, ZigBee-capable energy efficiency class E light col. temp.: 2700K to 4000K, lumens: 2300 lm pendant light in onyx black, infinitely height-adjustable, with integrated converter, control unit for adjusting light colour and brightness, LED 230V/22W HxWxD: 20-250x120x2,3 cm 1 wireless remote control, 4 channels</p> <p>Planning: Connection for 230 V continuous current to be provided in ceiling on site. Light switch not essential. The pendant light can be synchronised with other Emotion LED lights using Emotion LED upgrade set ZLDEF60SET.</p> <p>LED pendant light, brightness adjustable, ZigBee-capable, energy efficiency class E lumens: 3100 lm , LED 230V/30W HxWxD: 20-250x160x2,3 cm 1 wireless remote control, 4 channels</p>	120	LLE PD 120 OS
  	<p>Emotion LED starter set for adjust. LED lights 2700-4000K, ZigBee-capable 1 control unit with 9-way distributor for adjusting light colour and brightness 1 wireless remote control, 6 channels 1 converter 230V/12V/60W 2 m mains connection cable w. Euro flat plug</p> <p>Planning: Up to 6 channels can be individually controlled. Up to 30 converters can be programmed per channel. An additional ZLDEF60SET upgrade set is required for channels 2-6. Integration into a smart home requires a proper functioning Wi-Fi system and a ZigBee hub/bridge (at least 3.0), e.g. from Philips Hue.</p>	160	LLE PD 160 OS
  	<p>Emotion LED upgrade set for adjust. LED lights 2700-4000K, ZigBee-capable 1 control unit with 9-way distributor for adjusting light colour and brightness 1 converter 230V/12V/60W 2 m mains connection cable with Euro flat plug</p> <p>Planning: Control system can be synchronized via starter set ZLDES60SET.</p>	120	LLE PD 120 SET
 	<p>LED extension cable 1,8 m cable LED jack/plug</p>	180	Z LDVK -1

More than just a kitchen: the utility room

Scan the QR code
for more information
on the utility room.
www.schueller.de



KEY FACT

Whether a room in the cellar or next to the living area, the utility room is a functional place equipped for everything that a household needs. Wash, iron, store and recycle in a well-organised, ergonomic space. The specially-designed units for the washing machine, for sorting laundry and for storing cleaning appliances, supplies and shoes allow you to perfectly manage your home.

The utility room

Tall unit for washing machine or washer dryer

Raised for comfort: the washing machine or washer dryer in the tall unit with its handy pull-out shelf for the laundry basket.



Laundry sorting unit

Through the openings, dirty washing can be perfectly sorted in the laundry sorting unit – whether by washing temperature or colour. All hidden away behind a door.



Tall unit for fittings (cross section)

Doors and full pull-outs allow things to be hidden away and kept neat and tidy. Pull-outs are shortened where the fittings are and the rear panel is removed so that connections can be accessed.



Tall unit for shoes

The clearly arranged tall unit for shoes provides plenty of space and visibility. Even the door can be used for storage. The shortened top and floor of the unit provide ventilation.



Tall storage unit for tools and recycling

From the cable reel to screwdrivers and the drill – there's room for it all. A large pull-out enables bulky objects to be concealed and the drawer holds all the little things. Containers are included for perfect recycling.



Open shelf tall unit with garment rail and pull-out laundry rack

Everything on hangers and saving space. The lower pull-out laundry rack also offers the facility of drying small items and trousers. The protective panel provides protection against moisture.

More than just a kitchen: the pantry

Scan the QR code
for more information
on the pantry.
www.schueller.de



KEY FACT

Groceries, kitchen aids, preserves and beverages – all these things should be stored in a manner that is as space-saving, ergonomic and clearly organised as possible, ideally where they do not impair the overall appearance of the living space: in the pantry. With intelligent and extremely versatile system elements as the basis, you can design the pantry in line with your requirements – with open shelves for a clear view or practical pull-outs for everything that is best hidden away.

The pantry

Cleverly concealed thanks to the access door

A practical solution for those who want to bring a sense of calm into the room. The access door elegantly blocks the view into the pantry and, when closed, looks like a tall unit. As a result, it blends harmoniously into the overall picture. Thanks to the Tip-On technology, the access door can be opened easily, even when you have your hands full.



Tall unit for bottle crates

Convenient and clear storage: by installing shelves at an angle, several bottle crates can be stored in a space-saving way depending on the unit height, and the bottles can be easily removed one by one.



Natural oak wooden crates

Genuine eye-catchers that offer optimal storage capacity for food that does not need to be refrigerated.



Practical pull-outs

The practical pull-outs keep your pantry looking neat and tidy while also enabling you to make full use of the available storage space, right to the very back.



Pull-out base unit with recycling pocket for a recyclable waste bag

We have the ideal solution to answer the question: "Where does the rubbish go?". Simply insert our pull-out base unit – with practical Tip-On technology for when you don't have a free hand.

More than just a kitchen: the wardrobe

Scan the QR code
for more information
on the wardrobes.
www.schueller.de



🔑 KEY FACT

Come on in and make yourself at home: this warm invitation should be conveyed directly in the entrance area and harmoniously complement the overall appearance of the open space. That is why we see the wardrobe as a welcoming piece of furniture and offer various planning options. Whether closed cupboard elements for clothes, mirrored doors or open units, thanks to this versatility, the entrance area can be individually designed and combines maximum storage space with functionality.

More than just a kitchen: the working space

Scan the QR code
for more information
on the working
space.
www.schueller.de



KEY FACT

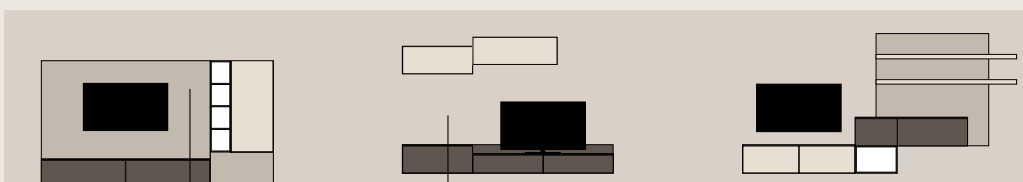
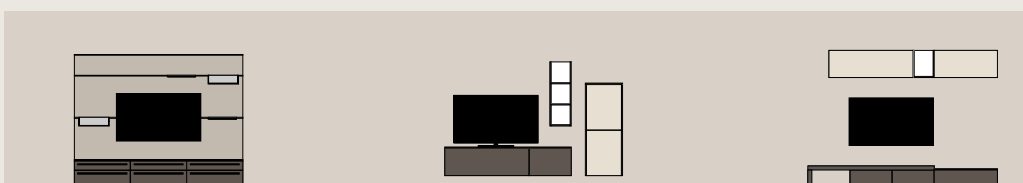

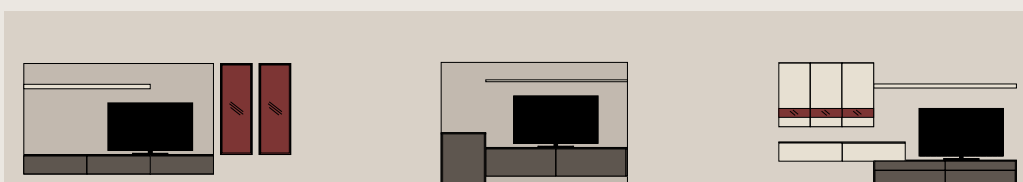
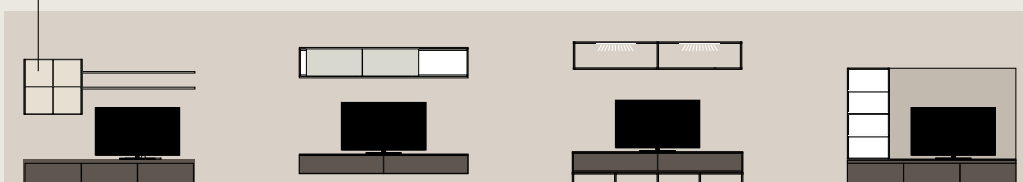
Relocating the office to the home requires solution-oriented thinking. Consequently, the task at hand is to utilise the available space optimally. For instance, work materials disappear into the wall units with practical folding flaps and into the base units and pull-outs, which can be provided with Tip-On or even extravagant leather handles. The stylish integration of a light into the Frame Racks or wall units positioned above perfectly illuminates the work area.

More than just a kitchen: wall combinations

Scan the QR code
for more information
on the living-room
storage units.
www.schueller.de



Perfectly integrated into the
living space with total flexibility



Elegant frames for all
multimedia devices

Plenty of room
for ornaments



Part of the room

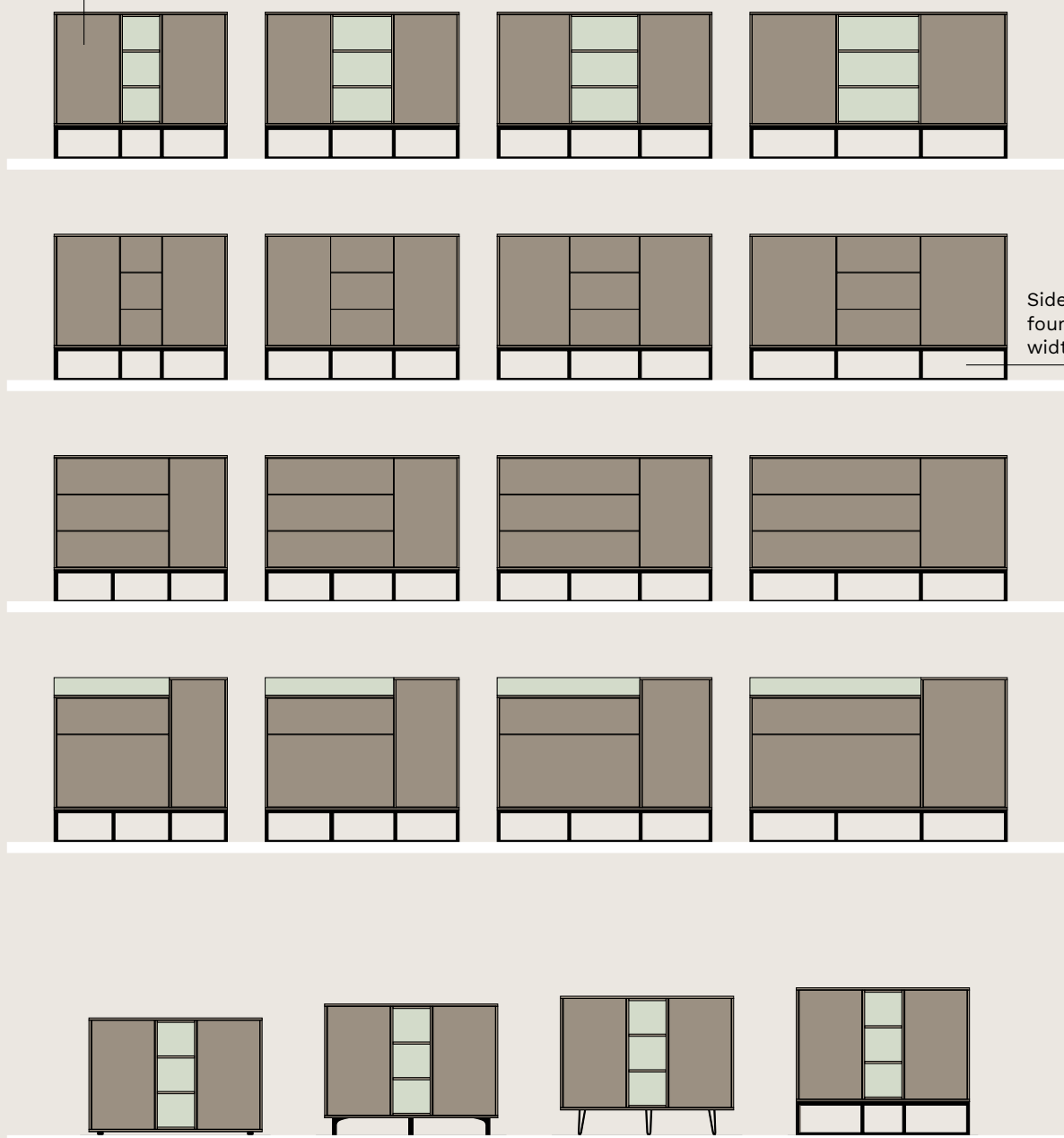
A wall can embody so much character and flexibility. For many decades the wall combination has been one of the most popular standard furnishings in the living room. However, the era of the somewhat heavy and rustic look is long gone. Today, light and airy-looking interpretations are the trend; they can stage and frame design objects with precisely the same elegance as they do multimedia devices, which have become just as aesthetically pleasing too.

More than just a kitchen: sideboards

Scan the QR code for more information on the sideboards.
www.schueller.de



Plenty of storage space in open or closed shelving or pull-outs



Sideboards in four different widths

Choose from four different foot designs



Modern simplicity

Harmonious order in the living space at its best. If there is a piece of furniture that combines clear lines, modern design and the greatest possible functionality it is the sideboard. It can be perfectly placed in an open, airy living space where it will provide harmony and structure and add a special touch.

More than just a kitchen: The mobile occasional table



KEY FACT

Whether for serving, as an extension to the work surface or as a bar: the mobile occasional table with its soft, lockable castors is always welcome in the kitchen. With its timeless look, a structural steel frame in elegant onyx black and customisable table top and shelf, this small, versatile piece of furniture adapts to different home living situations and needs. When it is not needed, it can be folded up and stored away to save space.



Schüller Möbelwerk KG

Rother Straße 1

91567 Herrieden

Germany

Tel +49 (0) 9825 83-0

Fax +49 (0) 9825 83-1210

info@schueller.de

www.schueller.de